

V I K I N G Y A C H T S



impressive
distinctive
inspiring
memorable
passionate

graceful
intelligent
luxurious
responsive
appealing

7 4 C O N V E R T I B L E

Discover the Viking Difference – Experience & Pride.

Family Business: Brothers Bill and Bob Healey founded the Viking Yacht Company in 1964 and it remains family owned and operated. Viking Yachts is a debt free company and answers only to its unyielding commitment to build the finest boats money can buy.

State-of-the-Art-Facility: The modern 550,000 square foot manufacturing facility is equipped with the latest technology and machinery. From multiple CNC routers for cutting wood parts to a \$1 million five-axis profiler, which creates foam plugs to build complex molds, Viking clearly defines cutting edge. And yet, with a 1,400-strong talented and skilled work force, the human element is equally dynamic.

Industry Certified: All Viking Yachts are NMMA Certified Using ABYC Standards.



The 90 Percent Factor: Other than a few major components, such as engines and appliances, virtually every part of a Viking is designed and manufactured on the premises. Whether it is a fiberglass fuel tank or a wiring harness labeled every eight inches with its function, you can be sure of incomparable quality.

Front and Center: New product is the pulse of an engineering-driven company. Viking has the youngest fleet in the marine industry and new models are introduced regularly.

Quality Control: With its four production lines, Viking builds over 100 yachts a year from 45 to 74 feet. By manufacturing most of the yacht's components in house, Viking has an inherent quality control advantage. In addition, each yacht is thoroughly inspected by dedicated personnel during the build process. This attention to detail ensures greater reliability, safety and customer satisfaction.

Finest Service: Experienced service personnel with an intimate knowledge of on-board systems stand behind every Viking Yacht. You never go to sea alone when you own a Viking.

Viking Service Center South: Located on the Intracoastal Waterway in Riviera Beach, Florida, and just minutes from Palm Beach Inlet, our new service complex handles warranty, fiberglass and running gear repairs. Staffed by Viking-trained professionals, Viking is the only manufacturer to provide its owners with a satellite facility solely for their convenience.

Preferred Insurance Risk: Vikings are highly regarded by insurance carriers.


Resale: Top-shelf engineering enables Vikings to deliver value, not only when you are using it, but at resale time as well.

Vertical Integration: To complement the Viking experience, we have created two sister companies. Palm Beach Towers designs and crafts the finest aluminum tuna towers, custom railing, fiberglass hardtops, drop-down electronic boxes, flush-mounted electric teaser reels and a host of other specialized items. Atlantic Marine Electronics is the premier source for Viking installed navigation, communication and entertainment equipment. By specifying Palm Beach Towers and Atlantic Marine Electronics for your accessories, you are assured one-stop shopping and will enjoy taking delivery of your new Viking turnkey ready.

Total Focus: Continuous development with innovative details is the hallmark of a leading edge company. From its center console helm to the cockpit mezzanine to the unmatched engineroom engineering and detail, the 74 Convertible represents Viking's philosophy to build a better boat everyday.

Lead Not Follow: Viking raises the bar by incorporating the best in design and performance. Powder-coated structural steel engine beds isolate vibration and ensure drive train alignment. The Delta-T hull-side mounted ventilation system keeps the engineroom dry and combustion and propulsion noise levels low. From technical advancements like frameless windows, underwater exhaust systems and tank testing to designer touches like curved doorways and exquisite joinery, the 74 Convertible is the epitome of luxury and seagoing excellence.

See for yourself why Viking craftsmanship and blue-water performance are the standards by which other boats are judged. Please contact your Viking dealer to arrange a factory tour and sea trial at your convenience and experience the "Viking Difference."



The Viking Yacht Company is located on the Bass River, a winding marsh-lined tributary, which feeds into the Mullica River and flows into the Great Bay. About 50 minutes by boat to Atlantic City, the wilderness of the Bass River is a stark contrast to the leading edge technology, which precedes every Viking leaving the New Gretna facility. Building a better boat every day has been Viking's philosophy for over 41 years, and this is why Viking leads the industry today in performance, innovation, engineering and luxury. And Viking will also lead tomorrow because its commitment to excellence is reflected in the "Viking Difference."

A white Viking 74 luxury convertible yacht is shown from a side profile, sailing on the ocean at night. The yacht has a prominent mast with various antennas and a radar dome. The cabin area is visible, and the yacht is leaving a white wake behind it. The background is a dark, deep blue sea under a black sky.

Viking 74

*A New Breed of Luxury Convertible
...Beginning with the Design & Engineering
that defines the Viking Difference.*



World Class Delights: Efficiency and practicality complement the U-shaped galley with granite countertops, under-mounted sink, premium flooring, pull out shelving and deep-drawer under-counter refrigeration.

Please Be Seated: For casual and formal dining, the dinette opposite the galley is both inviting and intimate with its wraparound seating. Beneath the settee is ample stowage for bulky items.

Room with a View: The 50-inch plasma television rises from the hand-finished teak cabinetry via a remote control. Chilled water air conditioning flows quietly from behind the window valances. Electric salon door opens at the touch of a button.

This Way to the Top: A spiral staircase provides inside egress to the enclosed bridge. For convenience, a day head forward also is available, adjacent to a climate controlled electronics room and ship's locker.





Royal Suite: The master stateroom is a posh retreat with its king-size walk-around bed, upholstered headboard, end tables and credenzas. His and her hanging lockers are maple-lined and additional stowage is located beneath the bed, as well as below the L-shaped lounge to starboard. A 32-inch flat screen television complements the Bose Lifestyle entertainment center.

Master Head: Accented with a sculpted vanity, under-mounted sink and Corian countertop, custom one-piece frameless shower door, Arntico flooring and a Headhunter MSD.



Companionway: Lined with stowage compartments behind the lush teak cabinetry, the companionway also contains a laundry center and central vacuum system.



Forward Stateroom: The queen-size berth features an orthopedic mattress, which lifts on gas struts to access a stowage area. Amenities include a 20-inch flat-screen television, stereo and air conditioning controls and maple-lined hanging locker. Optional crossover berths are available.




Crew Quarters: Accessed from the companionway or engine room, the stateroom is quiet, inviting and served with a private head and stall shower.

Port Stateroom: Lower berth lifts for extra stowage. Guests enjoy the convenience of individual air conditioning controls, stereo and access to a private head.

Forward Head: Sculpted vanity with Corian countertop, air conditioning, Headhunter MSD, one-piece fiberglass stall shower and linen closet.

Anatomy of a Tournament Contender

The 74 Convertible is without equal and no expense was spared in creating a cockpit that will lead you to the Winner's Circle time and again. With 218 square feet of workable space, the cockpit is flush with livewells, food and bait freezers, tackle and gear stowage.



Mechanical Art: From individually labeled thru-hulls to the Delta-T ventilation system, the engine room is impeccably designed and detailed.



Stowage Galore: Convenient stowage is important even for chamois. Live rubber gaskets on locker doors seal out water.



Cooking Good: Turn those fresh-caught mahi-mahi fillets into an onboard feast with the available cockpit electric grill.



Refreshment Center: Insulated chill box built into the salon entrance doorstep keeps cold drinks close to the action.



Deep Freeze: Under-mounted freezers mean more capacity for bait and food. Engine room access is to port.



Fish House: Insulated fish, live bait and stowage wells are deeply guttered to drain run-off water. Hatch bottoms are finished smooth for easy clean up.



Accessible by Design: Cockpit side lockers conceal dockside water and electrical inlets, along with gaff and mop stowage.



Transom Fishwell: The molded fishwell features locking latches and overboard drainage.



Commanding Views: The raised helm station provides unobstructed views and three pedestal seats are standard. Electronics stow neatly under clear acrylic panels. Power-assisted (off both engines for redundancy) hydraulic steering delivers uncanny responsiveness.

Like a Sharpened Hook: The ease of maneuverability on the fly bridge is obvious. Rounded corners abound, steadfast proof that Viking not only builds boats, but we fish them hard, too.

Bridge of Plenty: A freshwater sink and washdown system help keep the bridge clean while fishing. A top-loading refrigerated drink box holds a day's worth of refreshments. Custom designed teaser reel packages from Palm Beach Towers and radio speakers from Atlantic Marine Electronics located above the helm seat give you a valuable edge. Top loading freezer adds capacity for long-range trips.



Elements of Grandeur: With a spiral staircase from the salon, a raised lounge providing panoramic views underway or at anchor, a wet bar and entertainment system, the bridge becomes a veritable seagoing great room.



Upper Control: Aft bridge station for docking and fishing.




Style and Substance: For strength and durability, the enclosed bridge is a one-piece unit that becomes integrated into the yacht.



When ordering your Viking 74 Convertible, take advantage of the experience and expertise of our sister company, Atlantic Marine Electronics. Let AME design and install a complete turnkey package for your yacht, including navigation electronics, underwater lighting and security and entertainment systems that will perform as good as they look. All electronic installations come with certified AME service and hands-on operation tutorials.

viking
yachts

For those who demand the best.



Accommodation Plans *Viking 74*



Convertible




Enclosed Bridge

Specifications

Length, Overall (L.O.A.)	74 ft. 0 in. (22.57 m)
Length, Overall W/ bow pulpit	78 ft. 2 in. (23.83 m)
Waterline Length	66 ft. 1 in. (20.14 m)
Beam	19 ft. 9 in. (6.02 m)
Freeboard Forward	6 ft. 7 in. (2.00 m)
Freeboard Aft	2 ft. 11 in. (0.89 m)
Draft	5 ft. 7 in. (1.68 m)
Displ.	135,000 lbs. (56,245 k)
Transom Deadrise	15 degrees

Height Above Waterline:	
To Top of Flying Bridge Hardtop	19 ft. 1 in. (5.82 m)
To Top of Masthead Light	22 ft. 1 in. (6.73 m)
To Top of Flying Bridge Console	16 ft. 4 in. (4.98 m)

Fuel	2,400 gals. (9,085 l)
Fuel Optional	3,000 gals. (11,356 l)
Water	385 gals. (1,457 l)
Holding Tank	250 gals. (946 l)
Cockpit	218 square ft. (20.25 sq. m)



Open Bridge



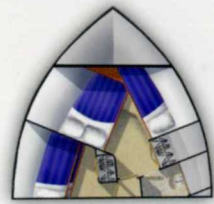
Enclosed Bridge



Four Stateroom Layout



Five Stateroom Layout



Available crossover berths forward



dash
memorable
Enjoy the Seas!SM



humorous
We cordially invite you to contact your Viking Yacht dealer to arrange a sea trial
and a visit to our 550,000 square-foot modern facility on the beautiful Bass River near Atlantic City, N.J.



For those who demand the best.

Viking Yacht Company

Route 9, "On the Bass River", New Gretna, N.J. 08224 U.S.A. • Phone: 609-296-6000 • Fax: 609-296-3956 • www.VikingYachts.com
For full details and the name of your Viking dealer nearest you, please contact the Viking Yacht Company.

The right is reserved to make changes, without notice, at any time, in equipment, materials, prices and specifications. Accommodation drawings and photos may show optional equipment.





viking[®]
yachts



74' Convertible Specifications

viking

— YACHT COMPANY —
NEW GRETN, NEW JERSEY

TITLE

VIKING 74' CONVERTIBLE

SCALE

N/A

CAD

ENG

CKD

APR

DATE

8/1/08 - 1/31/09

DWG' No.

REV



74' Convertible

Length, overall (L.O.A.)

74' 0" (22.56 meters)

Length, overall (including bow pulpit)

78' 2" (23.83 meters)

Waterline length

66' 1" (20.14 meters)

Beam max sheer (w/rub rail)

19' 9" (6.02 meters)

Beam max at waterline

17' 0" (5.18 meters)

Beam waterline at transom

16' 0" (4.88 meters)

Deadrise (at transom)

15°

Draft (X)

5' 7" (1.70 meters)

Freeboard, forward (X)

6' 7" (2.00 meters)

Freeboard, aft (X)

2' 11" (0.89 meters)

Height, waterline to top of:

Flybridge hardtop (X)

19' 1" (5.82 meters)

Flybridge hardtop masthead light (X)

22' 1" (6.73 meters)

Flybridge console (X)

16' 4" (4.98 meters)

Gross weight (standard fuel load) (D)(X)

135,000 pounds (61,235 kilograms)

Fuel capacity standard (B)

2,517 gallons (9,521 liters)

Water capacity (B)

385 gallons (1,457 liters)

Holding tank capacity (B)

250 gallons (946 liters) (2 tanks)

Cockpit area

218 square feet (20.25 square meters)

CONSTRUCTION

- Ablative/Copolymer anti-fouling bottom paint, 2 coats, primed
- Awlgrip brass thru hulls and sea strainers in engine room and forward bilge
- Awlgrip engine room, lazarette, forward bilge and anchor locker for enhanced visibility and easier maintenance
- Blister resistant modified epoxy resin in entire hull skin
- Custom blended polyester resin used in structural laminates, top-sides, bridges, and hardtops
- Dockside and overboard pump outs for holding tank
- Dupont Cronar high gloss polyurethane boot stripe
- Hatches, two (2) Bomar, fore-deck hatches, with Ocean Air screen shade system
- High-gloss, teak interior finish throughout
- High performance isophthalic gelcoat npg superior gloss, flexibility and outstanding weathering characteristics
- Hull interior – isophthalic gelcoat top-coated with a durable high gloss polyurethane coating
- Hull bottom – vacuum bagged end-grain balsa core sandwiched with fiberglass laminates
- Infused fiberglass fuel and holding tanks, with fiberglass baffles inside and balsa coring on sides for stiffness, sealed to hull with resin foam
- Laminated end-grain balsa core in hull sides and top-sides
- Molded fiberglass salon floor/engine room ceiling with foam core for acoustical and thermal insulation
- Propeller pockets to reduce draft
- Solid reinforced keel
- Stringers, fiberglass encapsulated foam
- Vacuum bagged composite bulkheads – Main engine room bulkhead, intermediate engine room bulkheads, and forward bulkhead

MECHANICAL

- Air conditioning – chilled water, 8 tons (two 4 ton units), zoned with reverse cycle heat for complete climate control throughout the interior and with individual temperature controls for staterooms and salon
- Bilge pumps with additional clean out pumps in keel area linked into monitoring system and connected to float switches for automatic and manual operation
- "Delta T" engine room ventilation system with thermostatically controlled supply and discharge fans for proper fresh air circulation and water intrusion suppression
- Dual Stage 110V A/C fresh water pump and cockpit dockside supply inlet with pressure reducing valve
- Engine room entrance package consisting of gauges for digital tachometer, engine water temperature, engine oil pressure, and engine room mounted engine start and stop switches for easier viewing and accessibility
- External sea strainers for main engine pick-ups
- Fiberglass side thru-hulls
- Fire suppression system, engineered automatically and manually operated and tied into main engine and generator ignition systems with override

FLYING BRIDGE OPEN (continued)

- Instrumentation based on standard engine package, lighted with switches in radio box
- Lighted Ritchie compass, large and flush-mounted on centerline
- Lounge seating to port and starboard and at forward end of helm console with vinyl covered foam cushions, hinged for access to storage under seats
- Murray Products helm and companion seats, 3 seats, teak ladder back and seat with 4" stainless steel pedestals and removable cushions and covers, adjustable
- Nonskid deck for traction and durability
- Port and starboard jump seats, aft facing seats with storage underneath
- Power assist hydraulic steering with steering junction block under helm for future stations/autopilot
- Recessed electronics box in console for custom electronics package that is easily viewable and protected from the elements by acrylic fitted lid with gasket and stainless steel gas pistons
- Recessed radio boxes, large radio boxes on port and starboard sides of console with switch panel inside
- Refrigerated toploding chill box at forward end of bridge for keeping drinks and snacks accessible from the bridge
- Removable flybridge jumpseat backrest
- Sink with spray head at forward end of flybridge
- Stereo speakers, tied into stereo system in salon, and flush-mounted to aft ends of bridge with volume control in radio box
- Trim tab control switch mounted at console
- Trumpet style air horns, (2)
- Under helm access with lights and storage room
- VHF radio with antenna and mounts – ICOM IC-M602
- Windshield, centerline venturi cutout to maximize visibility

FLYING BRIDGE ENCLOSED (OPTIONAL)

- Air conditioning with reverse cycle heat, temperature control and dehumidification mode
- Cabinetry and furniture manufactured of teak hardwood and veneers with furniture finish
- Carpeting
- Central vacuum unit connection with hose fittings
- Cocktail table teak – fixed pedestal mounted
- Companion seats, port and starboard jump seats with footrests and drawers underneath port seat
- Fixed side and aft windows
- Forward control station with all necessary control switches, lighted instruments, engine controls and power assist steering
- Gauges/electronic displays supplied by engine manufacturer
- Hatch in overhang with powder-coated ladder and access to hardtop
- Large under helm area for easy access and added storage
- L-shaped lounge on raised floor for better visibility and with storage underneath
- Molded fiberglass seat on aft deck with removable cushions and storage underneath
- Overhead recessed Xenon lighting

GALLEY/DINETTE

- Companionway entrance located behind dinette
- Custom Amtico flooring
- Custom galley island with refrigeration and freezers, granite countertop and three bar stools with 6" overhang for bar stool area
- Dinette couch with removable cushions and storage underneath
- Dinette table, teak, high-gloss finish with single teak pedestal, thru-bolted
- Electric range, 4-burner cook top, surface-mounted
- Exhaust fan, high velocity
- Fluorescent lighting
- Galley countertop, custom granite (J)
- Garbage disposal in sink
- Lights, overhead Xenon lights with dimmer switches
- Maple interior cabinetry
- Microwave/convection oven located in upper galley cabinet
- Refrigerator and freezer, Sub-Zero, large capacity, deep-drawer under-counter style with varnished teak faces, (2) refrigerator units and (1) freezer unit
- Sink, stainless steel, under-mounted in countertop with biscuit galley faucet
- Storage cabinets in upper galley, varnished teak doors with deep, pull-out drawers with ball bearing slides for smooth movement and latches to keep drawers in place while underway
- Storage cabinets and drawers in lower galley, varnished teak doors and faces with stowage for utensils, and other items
- Trash compactor in lower galley with teak face

COMPANIONWAY

- Awlgrip bilge areas with access hatches, snow white and lighted for easier maintenance and cleaning
- Carpeting, carpeted steps from galley through companionway
- Central vacuum unit connection with accessories
- Curved staircase with banister along starboard hull side
- Laundry center with stackable washer and dryer behind teak door
- Lighting, overhead Xenon lights recessed in headliner
- Wall panels, headliner individually installed with Velcro backing for easy maintenance
- Water tank level gauge and pump indicator located in sub-panel in companionway

MASTER STATEROOM (MIDSHIP)

- Air conditioning/heat with temperature control
- Bedspread – quilted, designer style
- Carpeting
- Closets, twin maple-lined hanging closets with teak doors
- Drawer storage under bed, (2) large drawers
- End tables at port and starboard ends of bed with drawer and door storage
- Entertainment center, Bose Lifestyle 110V
- Entry credenza with drawers
- Headboard, upholstered
- King-size, walk-around fore and aft bed with mattress and lift up top with gas pistons and maple-lined storage underneath - Mattress, "Handcraft", System # 3, Innerspring with pillow top



74' Convertible

NOTES:

This specification sheet is subject to change.

- A** The right is reserved to make changes, without notice, at any time, in equipment, materials, prices and specifications. Line drawings and photos may show some optional equipment.
- B** Capacities of tanks are estimates and usable volume will vary depending upon conditions.
- C** These prices apply only if order is placed prior to boat going into production. Prices are for standard installation only. Custom work is extra cost.
- D** Weight shown is calculated with fuel and water tanks full.
- E** Prices available through Dealer.
- H** Includes credit for standard.
- J** Must be ordered 90 days prior to start date.
- N** Includes life jackets (6 adult), life ring (21"), flare kit, fenders: 10" (2), engine oil, deck brush, bucket, hose, nozzle, fuel filters: engine and generator, raw water pump impeller for main engine (1), boat soap (1 qt.) and bilge cleaner (1 qt.).
- O** Included STD w/ MTU Series 2000-V16 M93: 2400BHP engine package.
- R** Generator is not intended to supply power for all standard and optional accessories. Load must be limited to generator output rating.
- S** In order to offer the full range of decor, selections are required with initial order.
- X** Measured with largest engines available, full fuel and full water.

PAYMENT - REMAINING BALANCE IN FULL IS DUE WHEN CONSTRUCTION IS COMPLETED.

OPTIONAL EQUIPMENT (A) (C) (S)

STANDARD POWER: MTU SERIES 2000-V12 M91:1500BHP

SATIN INTERIOR FINISH THROUGHOUT N/C

FIVE STATEROOM LAYOUT 14,500

COCKPIT

Livewell in cockpit sole 1,850
 Outriggers, Rupp w/spreaders, bridge mounted 8,830
 Swim platform & ladder 7,265
 Transom custom lettering POR
 Transom std lettering 1,160

DECK/EXTERIOR

Bow pulpit removal 3,335
 Bow thruster (hydraulic) 14,300
 Custom hull color 14,800
 Davit, (1,700 lbs.) w/hydraulic lift & rotation 34,925
 Fender racks 12" 1,545
 Salon forward window mask 13,960
 Windlass, Lewmar RC2500 hydraulic 12,210

DECOR(S)

Custom decor (H) POR
 Decor mini accessory kit 10,900
 Decor maxi accessory kit 16,900
 Granite surfaces in heads POR
 Mirror ceiling in heads, each 2,935
 Premier edition 4 stateroom open 18,300
 Premier edition 4 stateroom enclosed 23,515
 Premier edition 5 stateroom open 20,500
 Premier edition 5 stateroom enclosed 25,715
 Sofa, upgraded style POR
 Wallcovering, custom (J) POR

FLYING BRIDGE

Air conditioning 16,900
 Jump seat backrest 975
 Teak helm pod 4,340

ENCLOSED FLYING BRIDGE 93,450

Center rigger 1,070
 Lights, remote spotlight 1,935

EFFECTIVE: AUGUST 1, 2008 THRU JANUARY 31, 2009
 PRICES SUBJECT TO CHANGE WITHOUT NOTICE

Radar mast - single 10,440
 Radar mast - dual 13,670
 Spiral staircase 19,900
 6 rod rocket launcher 1,100

SALON

Carpet runner full 3,250
 Carpet runner partial 2,065
 Carpet runner - companionway and steps 2,070

DAY HEAD

..... 6,815

MASTER STATEROOM

Electronic safe underbed 2,600
 Additional 110V/telephone outlet 485

GUEST STATEROOM - FORWARD

Crossover stateroom arrangement 6,425
 Stereo/CD player, (12V) 860
 Telephone (additional outlet) each 365

GUEST STATEROOM - CREW/PORT GUEST STATEROOM

Stereo/CD player (12V) 860
 Telephone (additional outlet) each 365
 Television (additional outlet) each 485
 TV, 20" color LCD flat screen 1,600

DELIVERY

Cradle 15,130
 Fuel & freight (E) POR
 Propellers, 5 blade, (spare with storage boxes and Prop Smith removal/installation tool) 44,540

ENGINE ROOM

Access door to Crew's stateroom 5,625
 Eskimo ice machine 14,250 NET
 Fuel tank additional 600 gallons 6,850
 Underwater exhaust (O) 4,875
 Water maker, 1,400 GPD w/auto backflush and flybridge control panel 18,920

OPTIONAL POWER:


MTU Series 2000-V16 M91: 2000BHP POR
 MTU Series 2000-V16 M93: 2400BHP POR
 CAT C32A: 1825MHP POR



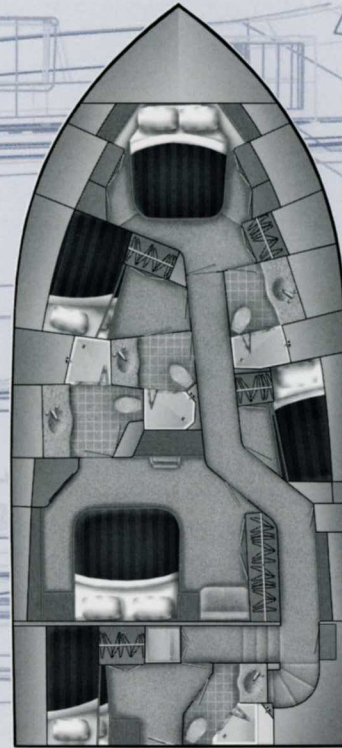
74' Convertible

VIKING YACHTS ONE YEAR LIMITED WARRANTY

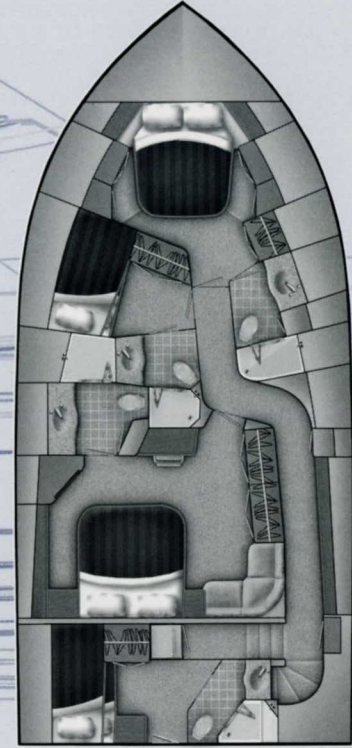
Viking provides a 12 month limited warranty to the original purchaser. Certain restrictions apply. Ask your dealer for a copy.




Salon with Spiral Staircase




Optional 5 Stateroom Layout



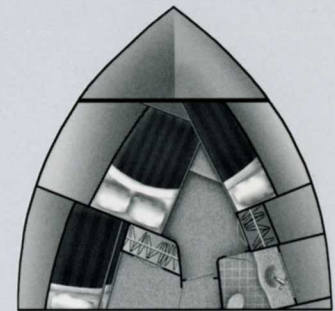
Standard 4 Stateroom Layout



Enclosed Bridge



Open Bridge



Optional Crossover Berths Forward

Route 9 "On the Bass River"
New Gretna, NJ 08224

(609) 296-6000
(609) 296-3956 Fax

www.VikingYachts.com