


---

VIKING 50  
OPEN EXPRESS  
SPORT COUPE / SPORT TOWER

---



50|O

50|SC

50|ST

# MEET THE 50 SC/ST AND 50 OPEN EXPRESS

---

**Part of our 50 Series, these new models combine cutting-edge performance, exceptional comfort and sleek, modern design – perfect for both offshore fishing and luxury cruising.**

Viking's commitment to innovation and excellence continues with the launch of two new models designed to maximize every on-the-water moment – whether you're chasing fish, cruising the coast or diving into adventure.

The 50 Sport Coupe / Sport Tower and Open Express build on the success of our 48 and 54 models, blending performance, comfort and versatility. The Sport Coupe (SC) and Sport Tower (ST) are ideal for both fishing and cruising, with large cockpits and command decks enclosed on three sides (with an optional aft bulkhead). The SC is a refined sport yacht suited for a wide range of home waters – from the Great Lakes to the Gulf.

The ST elevates fishability by incorporating a tuna tower, offering improved visibility and functionality. The Open Express lives up to its name, featuring an open command deck, wraparound windshield and hardtop. A tower is also available for the Open Express.

The command deck keeps the operator close to the cockpit, maintaining a strong connection to the action. It also serves as a salon, featuring a dinette and ample seating. From a raised platform, the captain commands the vessel by looking through a one-piece windshield that offers unobstructed visibility. Flush-mounted displays and a helm pod with Palm Beach-style controls are thoughtfully positioned for optimal ergonomics.

Below, you'll find two staterooms: a forward master with a queen or crossover beds, and a guest cabin with upper and lower bunks.

The ensuite master head includes a separate shower and connects to the salon.

The starboard-side L-shaped galley is fully equipped with premium appliances – Sub-Zero fridge/freezer, microwave and cooktop – while a sleek HD TV above faces the port-side dinette. Outboard of the dinette is either a Pullman bunk or rod storage. A day head or rod/tackle locker forward of the dinette adds flexibility. As with all Vikings, the interior showcases premium craftsmanship. These models feature horizontal-grain walnut – with superior in-house joinery – for a fresh, elegant look.

“The layout takes the best of our smaller and larger models and brings it all together,” says Steve Walker, Viking's Interior Design Manager. “From the galley to the staterooms to the storage options, everything's designed for maximum comfort and function.”

All four 50 Series models – the Convertible, Billfish, SC/ST and Open Express – share the same hull, designed from a clean sheet of paper and backed by more than 60 years of experience. Each also benefits from custom electronics and tuna tower installations provided by Viking's subsidiaries, Atlantic Marine Electronics and Palm Beach Towers. These in-house companies ensure a seamless, high-quality, turnkey experience for every customer.

More details – including world premiere dates – coming soon.

**“ The 50 SC/ST and Open Express represent Viking innovation at its finest – fresh designs with the performance, comfort and fishability our owners demand. These models expand the 50 Series with new versatility and reflect our relentless commitment to building a better boat every day. ”**

**– Pat Healey**  
*Viking President and CEO*

PRELIMINARY



**50 OPEN**



PRELIMINARY



# 50 SPORT COUPE



PRELIMINARY





# 50 SPORT TOWER





PRELIMINARY

# 50 OPEN/SC/ST



Lower Accommodations with  
Day Head and Standard Queen Layout



PRELIMINARY



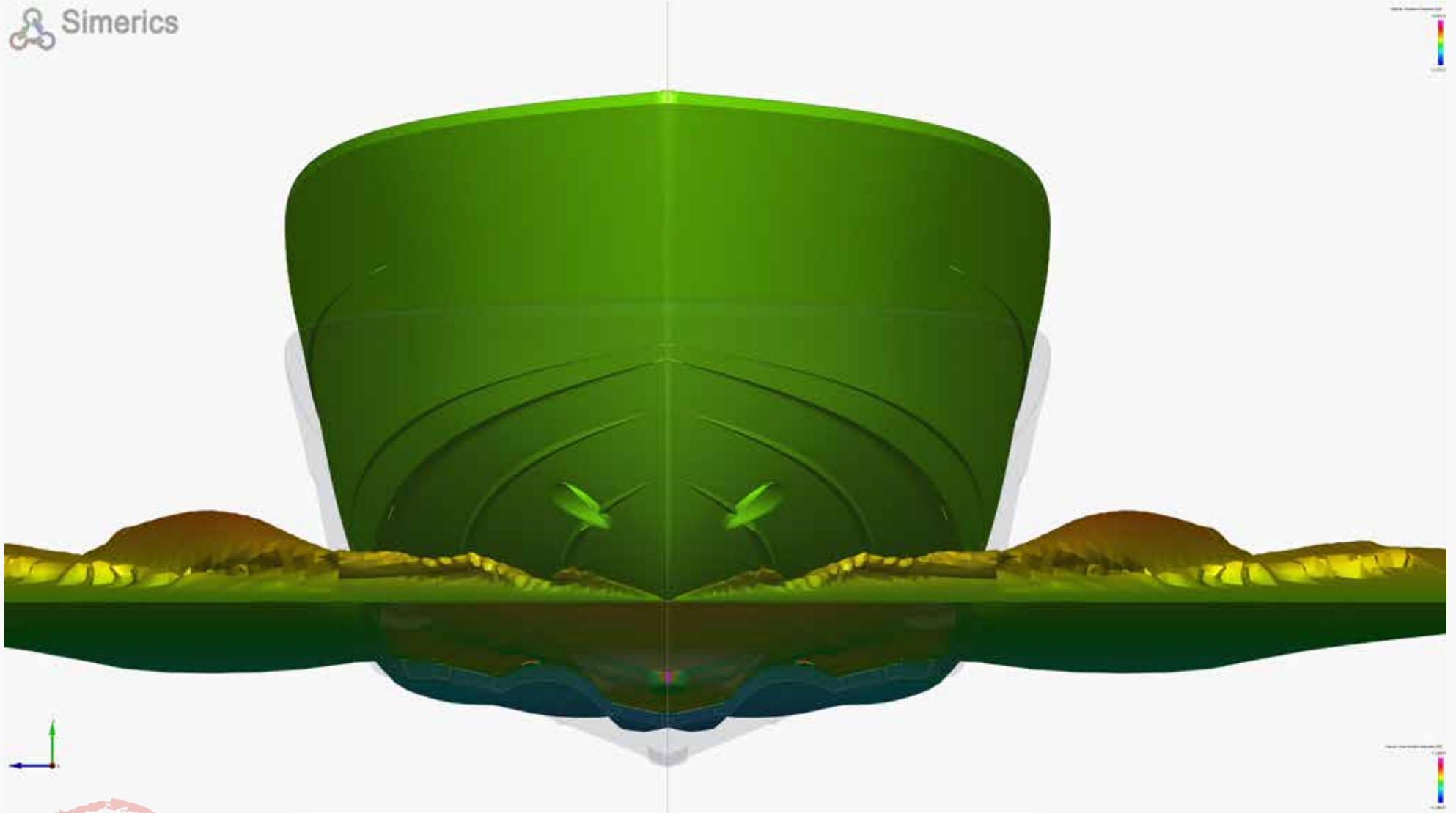
# 50 OPEN/SC/ST

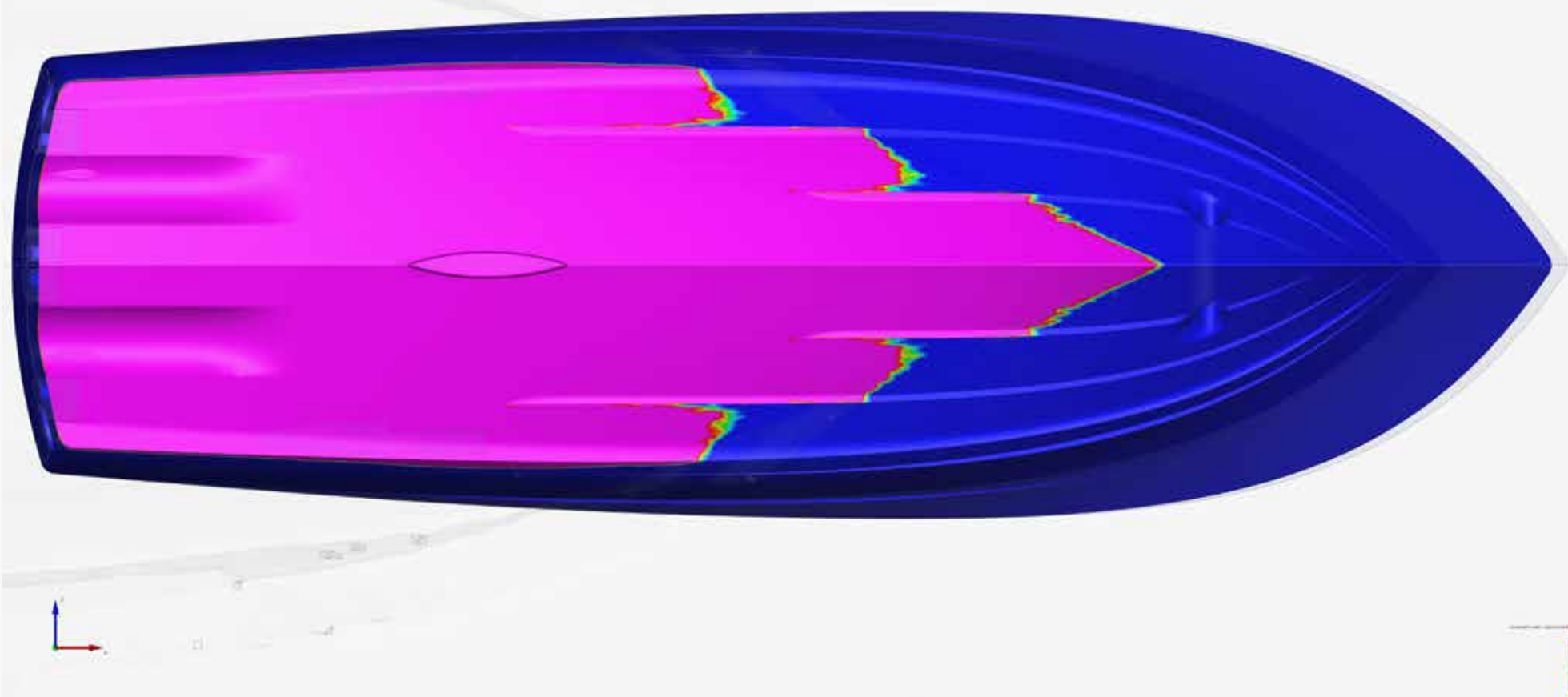


Lower Accommodations with  
Day Head and Optional Crossover Forward

# DYNAMICS OF DESIGN

 Simetrics





Computational Fluid Dynamics enables our Design and Engineering team to optimize the running surface for maximum performance. Opposite page: A forward view of the 50's strakes and chines illustrates how they knock down the water to reduce spray for a dry ride. Above: A view of the bottom also shows the strakes and chines in action, with the blue area indicating the hull's separation from the water.



# 50|SC

## SPECIFICATION HIGHLIGHTS

<b>Length Overall</b>	<b>51' 8"</b>	<b>15.75 m</b>
<b>Length</b> w/ Bow Pulpit	<b>55' 10"</b>	<b>17.02 m</b>
<b>Length Waterline</b>	<b>44' 8"</b>	<b>13.61 m</b>
<b>Beam Overall</b>	<b>17' 1"</b>	<b>5.21 m</b>
<b>Beam Waterline</b>	<b>14' 2"</b>	<b>4.32 m</b>
<b>Deadrise</b> at Transom	<b>11.7 deg</b>	
<b>Draft</b>	<b>4' 9"</b>	<b>1.45 m</b>
<b>Freeboard</b> Forward	<b>6' 6"</b>	<b>1.98 m</b>
<b>Freeboard Aft</b>	<b>3' 0"</b>	<b>0.91 m</b>
<b>Height</b> Waterline to Top of Sport Coupe Top Masthead Light	<b>13' 8"</b>	<b>4.17 m</b>
<b>Height</b> Waterline to Top of Sport Coupe Top	<b>11' 8"</b>	<b>3.56 m</b>
<b>Displacement</b> Standard Fuel Load	<b>63,283 lb.</b> <b>28,705 kg</b>	
<b>Fuel Capacity</b> Standard	<b>1,000 gal.</b> <b>3,785 l</b>	
<b>Fuel Capacity</b> Optional	<b>1,200 gal.</b> <b>4,542 l</b>	
<b>Water Capacity</b>	<b>180 gal.</b>	<b>681 l</b>
<b>Holding Tank Capacity</b>	<b>52 gal.</b>	<b>197 l</b>
<b>Cockpit Area</b>	<b>131 sq. ft.</b> <b>12.2 sq. m</b>	

“ We have the best boatbuilders in the world, and they take real pride in what they do. When you own a Viking, you’re not just a customer — you’re family. ”

– Pat Healey  
*Viking President and CEO*



For the most up to date information on the new 50 Open, Sport Coupe and Sport Tower, scan this QR Code.





## DISCOVER THE VIKING DIFFERENCE — EXPERIENCE AND PRIDE.

The Viking Yacht Company is located on New Jersey's Bass River, a winding marsh-lined tributary, which feeds into the Mullica River and flows into the Great Bay. About 50 minutes by boat to Atlantic City, the wilderness of the Bass River is a stark contrast to the leading-edge technology that precedes every Viking leaving New Gretna. Building a better boat every day has been Viking's philosophy for over six decades, and this is why Viking leads the industry today in performance, innovation, engineering and luxury. And Viking will also lead tomorrow because its commitment to excellence is reflected in the "Viking Difference."

**Family Business:** Viking Yachts answers only to its unyielding commitment to build the finest boats money can buy. Brothers Bill and Bob Healey founded the Viking Yacht Company in 1964 and it remains family owned and operated. Bill's son, Patrick Healey, is the President and CEO of the Viking Yacht Company. Robert Healey Jr., who is Bob's son, is Chairman. Pat's children – Sean, Justin and Kaitlyn – represent the third generation and are actively involved in the day-to-day operations of the company.

**State-of-the-Art Facilities:** The Viking plants in New Gretna and Mullica stand out as the pinnacle of boat manufacturing achievement, with modern buildings, state-of-the-art machinery and the space to build over 30 models up to 90 feet. From multiple CNC routers for cutting composite and wood parts to a \$1 million five-axis profiler, which creates foam plugs to build complex molds, Viking clearly defines cutting edge. And yet, with a dedicated, talented and skilled workforce, the human element is equally dynamic. Our key personnel in manufacturing, design and engineering, sales and human resources have been working together for decades.

**Front and Center:** An engineering-driven company, Viking thrives on the pulse of innovation and the

development of new and exciting product. We have the youngest fleet in the marine industry that consists of ground-breaking boats. Our passion for boatbuilding, innovation and presenting fresh new models to our owners led to the development of a Viking brand of outboard-powered boats. The Valhalla Boatworks high-performance luxury outboard-powered boats have grown swiftly since their inception in 2019 and now include multiple models up to 55 feet.

**In-House Manufacturing:** The vast majority of every Viking is designed and manufactured in-house, resulting in the production of the world's finest yachts. Whether it is a fiberglass fuel tank, a wiring harness labeled every eight inches or a hull-to-deck joint through-bolted every three inches, you can be sure of incomparable quality.

**Total Focus:** The Viking demonstrator boat program plays a crucial role in carrying out the company mantra of building a better boat every day. Competition in big-game tournaments around the world helps Viking show our boats, learn from them, improve them, support the Viking customer base, represent the company globally and maintain and grow its leading position in the industry.

**Quality Control:** Viking holds an inherent quality control advantage because the company manufactures most of the yacht's components in-house. In addition, dedicated personnel thoroughly inspect each yacht during the build process. This type of attention to detail ensures greater reliability, safety and customer satisfaction.

**Best in the World:** We often say that we have the best dealer network in the world – and for good reason. Between our domestic and international network, we have 20 dealers spread across dozens of locations throughout the world – and many of them have been part of our family for more than 25 years.

**Finest Service:** Experienced service personnel with an intimate knowledge of onboard systems stand behind every Viking Yacht. You never go to sea alone when you own a Viking. In addition to the Viking Customer Service Department and Viking Yachting Center in New Gretna, we operate the Viking Yacht Service Center and the Viking International Yacht Center on the Intracoastal Waterway in Riviera Beach, Florida. It's just minutes from Palm Beach Inlet; our two service complexes handle warranty, fiberglass, running gear repairs and much more. Staffed by Viking-trained professionals, Viking is the only manufacturer to provide its owners with a satellite facility solely for their convenience.

**Resale:** Top-shelf engineering enables Vikings to deliver value, not only when you are using it, but at resale time as well.

**Vertical Integration:** To complement the Viking experience, we have two sister companies. Palm Beach Towers designs and crafts the finest aluminum tuna towers, custom railings, fiberglass hardtops, dropdown electronic boxes, flush-mounted electric teaser reels and a host of other specialized items. Atlantic Marine Electronics is the premier source for Viking installed navigation, communication and entertainment equipment. By specifying Palm Beach Towers and Atlantic Marine Electronics for your accessories, you are assured one-stop shopping and will enjoy the absolute bliss of taking delivery of your new Viking turnkey ready.

**Lead Not Follow:** In the marine industry, we don't just raise the bar. We are the bar. Viking incorporates the best in design and performance to manufacture the finest semi-custom boats in the world. From technical advancements like virtual tank testing and designer touches such as curved doorways and exquisite joinery, Vikings are the epitome of luxury and seagoing excellence. Come visit our family of boatbuilders and discover the Viking Difference.



Please contact your Viking dealer to arrange a sea trial and a tour of our modern facility on the Bass River near Atlantic City.

**Route 9, On the Bass River • P.O. Box 308 • New Gretna, NJ 08224**  
**Phone: 609.296.6000 • Fax: 609.296.3956 • [vikingyachts.com](http://vikingyachts.com)**

The right is reserved to make changes, without notice, at any time, in equipment, materials, prices and specifications. Accommodation drawings and photos may show optional equipment. Performance may vary depending upon conditions.