

V I K I N G Y A C H T S



5 2 C O N V E R T I B L E

responsive
intuitive
spacious
available
inspired

graceful
intelligent
luxurious
responsive
appealing

The Viking 52C is the sharpest looking, hottest performing Convertible in her class.

Ascending from Viking's highly respected blue-water gene pool, the 52 Convertible represents nearly four decades of leading-edge engineering and craftsmanship. Her new hull form takes advantage of high-performance turbo-charged diesels to deliver amazing speeds and noteworthy efficiency. Her sharpened stem rake rips through head seas with ease while her fairbody running sections deliver fingertip control in following seas.

Serious fishermen, rave about the cockpit. Its uncluttered look neatly hides built-in features like gaff and tagging stick racks and more than enough bait and tackle stowage to campaign the tournament trail for a season. Inside the 52C you will experience a level of luxury and detailing common aboard only custom yachts. But our unyielding commitment to excellence is your assurance your Viking 52C is better than custom. Welcome aboard.

The wide beam carries well aft and affords a cordial and surprisingly spacious salon replete with professionally designed upholstery, window treatments and drapery. Indirect and overhead lighting create a personal touch for entertaining and relaxing, while air conditioning gently flows from behind

the valances to maximize comfort while minimizing noise and drafts. An L-shaped lounge to port is the ideal spot to relax after a day scouring drop-offs and weedlines. If unexpected guests arrive, you can treat them to the plush and inviting sleeper sofa. Convenient stowage below accommodates pillows, shams and other bulky accessories.

To starboard, behind beautifully hand-finished teak joinery capped with bull-nose molding, is the Viking home theatre audio/visual system, a standard upgrade matched to a 27-inch television.

The U-shaped galley, lined with solid surface countertops, fiddle rail, sink and resilient flooring, is a model of practicality for seagoing families. Meal prep is as easy as rigging a balao thanks to considerable stowage behind lustrous teak joinery, concealed appliances and large capacity undercounter deep-drawer refrigeration. A trash compactor or dishwasher is available, depending upon your cruising needs. Opposite the galley, the dinette accommodates four comfortably and there is more stowage space beneath the settee. Large, frameless windows let in plenty of natural light.

With a 30 plus knot cruise and 1,200 gallon fuel capacity, the Viking 52 gets offshore in a hurry and can stay late with time to spare to reach the Winner's Circle.





Beneath this magnificent salon is a composite floor, which muffles engine noise to a whisper.



Convenient, space-saving undercounter refrigeration.



Master Stateroom

Exceptional Craftsmanship and Detailing

The offset companionway maximizes interior space and privacy in the posh three-stateroom layout. In the master stateroom to port, there is a queen-size walk-around berth that lifts to access major stowage. Teak night tables flank the upholstered headboard. The hull side is lined with a built-in credenza that demonstrates Viking's craftsmanship and attention to detail. And when you nestle in after a pleasant day on the fishing grounds, you can enjoy a relaxing evening watching television, or listening to music.

Due to the generous beam, a queen-size walk-around berth is featured in the forward stateroom in the standard layout. Or, if you prefer, an alternative arrangement with upper and lower berths is available. The expanded size of the lower berth with this plan is a nice touch. Sleeping accommodations in the starboard stateroom also are upper and lower berths. Again, thanks to the beam, this cabin is especially roomy and highlights Viking's commitment to thoughtful design. An alcove adjoining this state-

room conceals a washer and dryer, while the central vacuum system nests in the companionway steps.

Both heads, each with a stall shower, feature private access from the staterooms. The starboard head also can be reached from the companionway to serve day guests.

Starboard Guest Stateroom



Master Head



Forward Guest Stateroom



Guest Head



Purposeful As The Fins On A Tuna


A space-saving athwartships anodized aluminum ladder leads to the flying bridge. Topside, power-assisted hydraulic steering delivers lightning-fast response and hydraulic controls operate effortlessly for rapid transit. Standard features include a Glendinning engine synchronizer, twin adjustable pedestal seats, recessed electronic stowage in three weather-proof consoles, stereo speakers, an L-shaped lounge ahead of the helm and a starboard bench with an aft facing jump seat.

Visibility is superb for fishing and navigation. Popular custom features available include a fiberglass helm pod, single-lever electronic controls, trolling valves and a six-place rocket launcher.

The engineroom is an engineering benchmark: powder-coated structural-steel I-beam engine beds on dedicated intermediate bulkheads for strength and buttery smooth transfer of power; four-side accessibility for serviceability; Awlgrip finish.



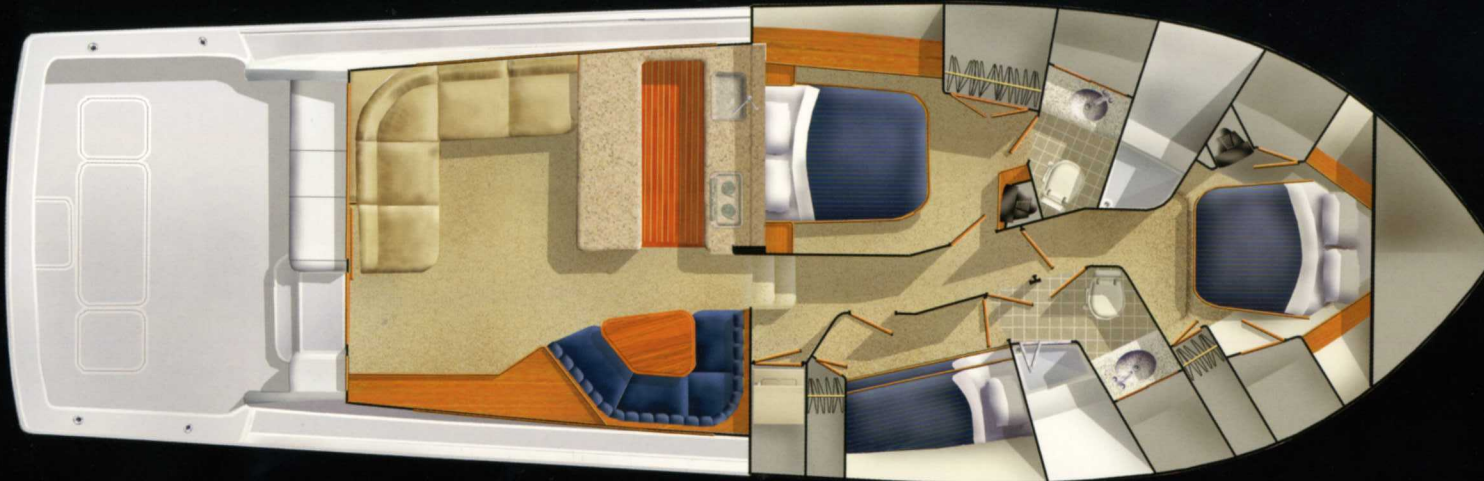
The 145-square-foot cockpit levels the playing field when seeking the wildest billfish. Experienced anglers will appreciate subtle amenities like the extended flying bridge deck that shades the cockpit and the grippy nonslip on the fiberglass sole. The console molded into the aft bulkhead houses a bait freezer, a rigging station, a tackle locker and provides engineroom access. A refrigerated step cooler keeps the crew refreshed without missing any action. A 4' 7" long recessed fishwell is framed by stowage wells, one of which can be converted to a 40-gallon livewell. Flush rod-holders, salt and freshwater washdowns, a Glendinning Cablemaster and a transom door are standard.



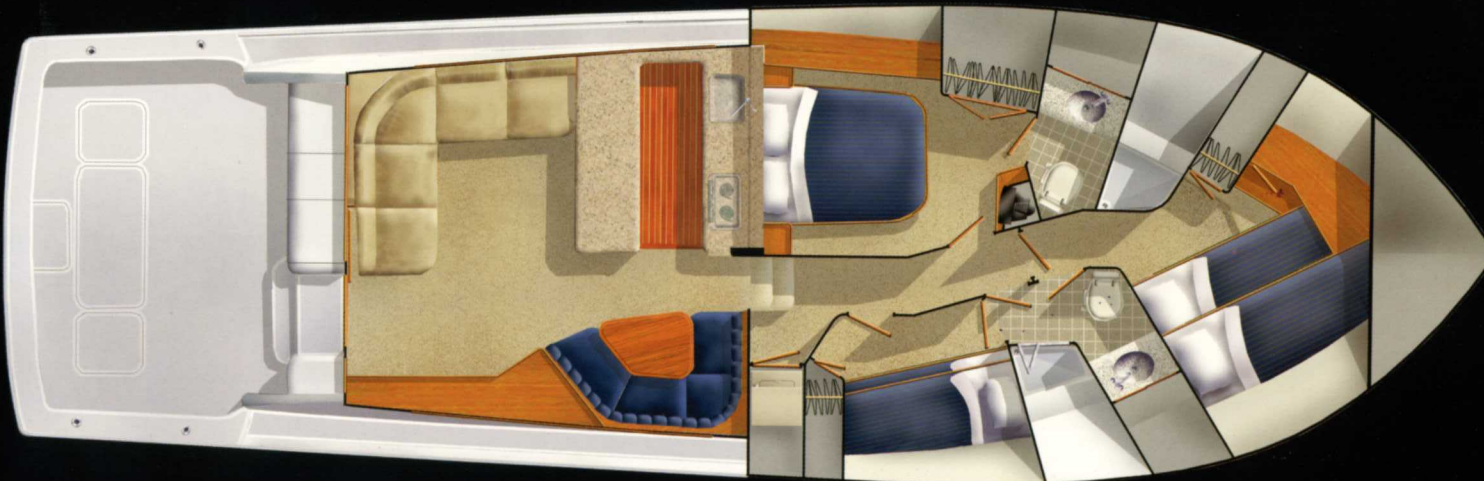
Lessons learned from countless hours at sea helped design a helm with incredible electronic stowage, superb visibility, and practical comfort and safety items.



Designed by and for tournament professionals, the 145 square foot cockpit is equipped to win.




The offset companionway enhances space and privacy for your family and guests. The generous beam and flare allows a spacious forward suite with a queen-size berth in the standard plan.



The expansive salon is ideal for entertaining. An available VIP arrangement has large lower and upper berths. Both luxurious layouts feature abundant stowage behind exquisite joinery and impeccable fit and finish.

Length, Overall (L.O.A.)	52 ft. 10 in. (16.10 m)
Length, Overall w/bow pulpit	56 ft. 11 in. (17.35 m)
Beam	17 ft. 5 in. (5.3 m)
Draft	5 ft. 1 in. (1.55 m)
Height above waterline (to masthead light)	20 ft. 1 in. (6.12 m)
Height above waterline (to flying bridge hardtop)	17 ft. 1 in. (5.2 m)
Gross Weight (wet)	62,000 lbs. (28,123 kg)
Fuel Capacity	1,200 gals. (4,542 l)
Water Capacity	205 gals. (776 l)
Cockpit Size	145 sq. ft.
Transom deadrise	15 degrees

Proud, Powerful, Made in the U.S.A.



Whether your passion is spending the weekend at the canyon or cruising through the Abacos for a month, the 52 Convertible will deliver you in style, safety and total comfort.

inspiring memorable impressive



For those who demand the best.

Route 9, On the Bass River, New Gretna, New Jersey 08224 U.S.A. • Tel (609) 296-6000 • Fax (609) 296-3956 • www.vikingyachts.com

For full details and the name of the Viking dealer nearest you, contact Viking Yacht Company.

The right is reserved to make changes, without notice, at any time, in equipment, materials, prices, and specifications. Accommodation drawings and photos may show some optional equipment.