

60' Convertible Specifications

viking		— YACHT COMPANY — NEW GRETN, NEW JERSEY			
TITLE		VIKING 60' CONVERTIBLE			
SCALE	N/A	CAD	ENG	CKD	APR
DATE	2/10 - 7/3/10	DWG No.			REV



60' Convertible

Length, overall (L.O.A.)

60' 8" (18.49 meters)

Length, overall (including bow pulpit)

64' 10" (19.76 meters)

Length, waterline (L.W.L.)

52' 7" (16.03 meters)

Beam, overall (B.O.A.)

18' 9" (5.72 meters)

Deadrise (at transom)

12°

Draft

5' 1" (1.55 meters)

Freeboard, forward (X)

7' 2" (2.18 meters)

Freeboard, aft (X)

2' 10" (0.86 meters)

Height, waterline to top of:

flying bridge hardtop (X)

17' 7" (5.36 meters)

flying bridge hardtop masthead light (X)

20' 7" (6.27 meters)

flying bridge console (X)

14' 5" (4.39 meters)

Displacement (standard fuel load) (D) (X)

91,300 pounds (41,413 kilograms)

Fuel capacity standard (B)

1,620 gallons (6,132 liters)

Fuel capacity optional (B)

1,920 gallons (7,268 liters)

Water capacity (B)

300 gallons (1,136 liters)

Holding tank capacity (B)

135 gallons (511 liters)

Cockpit area

170 square feet (15.8 square meters)

CONSTRUCTION

- Ablative / Copolymer anti-fouling bottom paint, 2 coats, primed
- Awlgrip brass thru hulls in engine room and forward bilge
- Awlgrip engine room, lazarette, forward bilge and anchor locker for enhanced visibility and easier maintenance
- Blister resistant modified epoxy resin in entire hull skin
- Custom blended polyester resin used in structural laminates, top-sides, bridges, and hardtops
- Dockside and overboard pump outs for holding tank
- Dupont Cronar high gloss polyurethane boot stripe
- Fiberglass side thru-hulls
- Hatches, three (3) Bomar, fore-deck hatches, with Ocean Air screen shade system
- High-gloss, teak interior finish throughout
- High performance isophthalic gelcoat npg superior gloss, flexibility and outstanding weathering characteristics
- Hull bottom – vacuum bagged end-grain balsa core sandwiched with fiberglass laminates
- Hull interior, isophthalic gelcoat top-coated with a durable high gloss polyurethane coating
- Infused fiberglass fuel and holding tanks, with fiberglass baffles inside and balsa coring on sides for stiffness, sealed to hull with resin foam
- Laminated end-grain balsa core in hull sides and topsides
- Molded fiberglass salon floor/engine room ceiling with foam core for acoustical and thermal insulation
- Propeller pockets to reduce draft
- Solid reinforced keel
- Stringers, fiberglass encapsulated foam
- Transducer location molded into keel
- Vacuum bagged composite bulkheads – Main engine room bulkhead, intermediate engine room bulkheads, and forward bulkhead

MECHANICAL

- Air conditioning –direct expansion zoned with reverse cycle heat for complete climate control throughout the interior and with individual temperature controls for staterooms and salon
- Centralized sea-water system
- Customize air conditioning sea water supply/discharge manifolds to allow for individual compressor maintenance and fresh water flushing
- "Delta T" engine room ventilation system with thermostatic controlled supply and discharge fans for proper fresh air supply and water intrusion suppression
- "Delta T" pneumatically controlled engine room ventilation dampers, integrated into fire suppression system
- Dual stage variable speed 110V AC fresh water system with on deck freshwater fill and cockpit dock supply inlet with pressure reducing valve
- Engine room entrance gauge package consisting of digital tachometer, engine water temperature, engine oil pressure and remote mounted engine start and stop switches for easier viewing and accessibility

FLYING BRIDGE OPEN (continued)

- Instrumentation based on standard engine package, lighted with switches in radio box
- Lighted compass, large and flush-mounted on centerline
- Manual engine shutdown switches at cabinet in console
- Moritz Octoplex touch screen control panel with audible and visible alarms: fire, engine room temperature, high bilge water, high exhaust temperature, and generator as well as confirming correct system operation
- Murray Products helm and companion seats, (3) teak, ladder back with 4" pedestals and removable cushions and covers, adjustable
- Nonskid deck for traction and durability
- Port and starboard cabinet at aft end of lounge seating
- Port, starboard and forward lounge seating with vinyl covered foam cushions, hinged for access to storage and rod storage under seats
- Power assist steering with steering junction block under helm for future stations/autopilot
- Recessed electronics box in console for custom electronics package that is easily viewable and protected from the elements by acrylic fitted lids with gaskets and stainless steel gas pistons
- Recessed radio boxes, large radio box on port and starboard side of console with switch panel inside
- Refrigerated top loading chill box at forward starboard corner for keeping drinks and snacks accessible from the bridge
- Refrigerated top loading freezer box forward
- Removable flybridge jumpseat backrests
- Stereo speakers, tied into stereo system in salon, flush-mounted to aft ends of bridge with volume control in radio box
- Trim tab control switch mounted at console
- Trumpet style air horns, (2)
- Under helm access with lights and storage room
- VHF radio with antenna and mounts – ICOM IC-M604
- Windshield, centerline venturi cutout to maximize visibility

FLYING BRIDGE ENCLOSED (OPTIONAL)

- 12V stereo with CD player
- Air conditioning with reverse cycle heat, temperature control and dehumidification mode
- Baby ostrich headliner (gelato)
- Cabinetry and furniture manufactured of teak hardwoods and veneers with furniture finish
- Carpeting
- Central vacuum unit connection
- Cocktail table – teak, fixed pedestal mounted
- Companion seat, starboard L-shaped seating with footrests and drawers underneath
- Defoggers
- Fixed side and aft windows
- Forward control station with all necessary switches, lighted instruments, engine controls and power assist steering
- Fuel gauge located at cabinet at console
- Hatch above helm chair
- Hatch in overhang with powder-coated ladder and access to hardtop
- Large under helm area for easy access and added storage

SALON (continued)

- Sliding salon door, molded fiberglass with window and teak interior finish, with key lock
- Teak cabinetry with drawers and bottle storage
- Teak strips between headliner panels
- Teak trim where Amtico floor meets carpet
- Upholstery and window treatments
- Valances custom teak
- Water tank level gauge and pump indicator located in galley

GALLEY/DINETTE

- Companionway entrance located between galley and dinette
- Custom Amtico flooring
- Dinette table, teak with high-gloss finish with single pedestal, thru-bolted
- Electric range, 4-burner cook top, surface-mounted
- Exhaust fan, high velocity
- Galley counter top, custom granite (I)
- Garbage disposal in sink
- Lights, overhead Xenon lights with dimmer and fluorescent lighting
- Louvered mini blinds
- Majilite headliner, natural color, 1/8" foam & tricot backing
- Microwave/convection oven located in upper galley cabinet above sink –stainless finish
- Refrigerator and freezer, Sub-Zero, large capacity, deep-drawer under-counter style with varnished teak faces, (1) refrigerator unit and (1) freezer unit
- Sink, stainless steel recessed in counter top with satin nickel galley faucet
- Storage cabinets in upper galley, varnished teak doors with teak faced deep, pullout drawers with aircraft style slides for smooth movement and latches to keep drawers in place while underway
- Storage cabinets and drawers in lower galley, varnished teak doors and faces with stowage for utensils, and other items

COMPANIONWAY

- Access to pantry forward of flat panel TV
- Awlgrip bilge areas with access hatches, snow white and lighted for easier maintenance and cleaning
- Carpeting, carpeted steps from galley to companionway
- Central vacuum unit connection with accessories
- Laundry center with stackable washer and dryer behind teak door
- Lighting, overhead Xenon lights recessed in headliner
- Linen storage locker with four shelves
- Majilite headliner, natural color, 1/8" foam & tricot backing
- Wall panels, natural color Majilite headliner individually installed with Velcro backing for easy maintenance

MASTER STATEROOM (MIDSHIP)

- Air conditioning with reverse cycle heat with temperature control
- Applique bedspread and shams



60' Convertible

Notations:

- Fire suppression system, automatically or manually operated and tied into main engine and generator ignition systems and engine room ventilation systems with manual override
- Flush-mounted main engine pick-up sea-chests with external sea strainers for reduced appendage drag
- Fresh water supply in engine room for general maintenance and cleaning
- Fuel and oil lines, flexible, steel reinforced USCG approved, aircraft type
- Fuel priming pumps for main engines, electric
- Fuel transfer and management system, 24V DC pump controlled through Moritz Control panels
- Hour meters on main engines and generator
- Internal sea strainers for generator, and all other sea water pickups
- Main engines: Two MAN V12 1550CRM: 1550MHP freshwater-cooled with ZF 2050 marine transmissions, electronic trolling valves
*See manufacturers' information for specifications.
- Mufflers – generator, with gas-water separator
- Oil changing system, gear type pump for main engines, transmissions, and generator with pump out line run to cockpit locker
- PEX plumbing, fresh water system with manifold shut off in engine room and forward bilge
- Power assist hydraulic steering with steering junction block under helm for future stations/autopilot
- Propellers - Class "S" pitch tolerance (ISO 484/2) and dynamic balancing. Advanced design cambered blade sections for optimum performance. Nibral alloy for maximum durability.
- Racor fuel/water separator filters for main engines and generator, "dual" filters for main engines. Glass bowl type, top loading for convenient replacement - Awlgrip snow white
- Rudders, stainless steel, composite rudder bearing with dripless seal laminated into hull
- Seacocks, bronze, flanged and through bolted ball-type sea valves and strainers for all thru-hulls below the water line - Awlgrip snow white
- Shafts – 2 Aquamet high-strength stainless steel, double-taper with machined keyway and custom thrust plate at main engine couplings
- Structural steel engine beds mounted to transverse intermediate bulkheads to isolate torque and vibration/engine noise and ensure drive-train alignment
- Struts – thru-water, Nibral with composite bearings
- Trim tabs, with center, port and starboard tabs recessed in transom, individual controls with fiberglass covers
- Underwater/Stringer exhaust reduces engine exhaust back pressure. Cleaner exhaust discharge and improved utilization of area under the cockpit
- Water heater – 20 gallons, quick recovery, electric

ELECTRICAL

- 24V DC ship's service throughout
- 24V/12V power supply with breakers on flybridge for future electronics
- 110V outlet in engine room on aft bulkhead
- Anchor light/navigation lights

- L-shaped lounge on raised floor for better visibility and with storage underneath
- Molded fiberglass seat on aft deck with removable cushions and storage underneath
- Moritz Octoplex touch screen control panel with audible and visible alarms: fire, engine room temperature, high bilge water, high exhaust temperature, and generator as well as confirming correct system operation
- Overhead recessed Xenon lighting
- Pod-style aft docking station with surface mounted controls and engine start/stop switches, located at starboard side of flybridge overhang
- Powder-coated aluminum aft railing and flybridge ladder
- Quartz lights mounted on brackets in aft overhang
- Raised, wrap-around helm console with black ultra-leather surfaces to reduce glare and provide viewing access to all electronics components
- Refrigerator with ice maker in place of refrigerated chill box
- Steering wheel, vertical-mounted, destroyer type
- Stidd helm chair, black, comfortable and adjustable with footrest
- Telephone outlet
- TV, 19" LCD
- Upholstered overhead wiper box with switches mounted centerline
- Upholstered valances
- Windshield, laminated curved safety glass
- Windshield wipers, electric with intermittent controls and washers
- Weatherproof lockable exterior door

COCKPIT

- Boarding box, fiberglass with nonskid, lift up top and storage
- Cabinets with storage for gaffs and other accessories under port and starboard forward gunwale with push release door
- Cable TV and telephone connections located in cabinet under starboard forward gunwale and wired to a home run
 - Phone cable is two-pair to accommodate current data phone systems
 - RG6 TV cable to accommodate satellite system
- Dockside electric connection-50 amp/220V electric retractable. Glendinning cablemaster (1) located in starboard cabinet under forward gunwale and (1) 50 amp inlet
- Dockside water connection with pressure reducing valve in port cabinet under gunwale with push release door
- Drop-in, in-deck storage boxes (2) on starboard side for optional livewell and storage box
- Engine room access with lift-hatch in mezzanine, and ladder to engine room
- Extended flybridge overhang for shade
- Freshwater wash down with hose bib located in cabinet under gunwale
- Fresh water tank fill from dockside connection
- Gaskets for all lids, doors and access doors
- Grab rails at cockpit haunch
- Indirect rope lighting underneath the coaming

- Carpeting
- Drawer storage under bed, (2) large drawers
- End tables at bed with drawer and door storage
- Entry credenza with drawer storage
- Hanging locker, teak doors, maple-lined to port
- Headboard, upholstered
- Lighting, overhead Xenon lights with dimmer and decorative indirect rope lighting from underneath bed platform
- Majilite headliner, natural color, 1/8" foam & tricot backing
- Pillow shams (2)
- Queen-size, walk-around diagonal bed with mattress and lift up top with gas pistons and maple-lined storage underneath - Mattress, "Handcraft", System # 3, Innerspring with pillow top
- Reading lights, overhead with separate switches
- Sheets (1 set), fitted cotton fabric
- Stereo speakers recessed, tied into salon stereo with remote control
- Storage locker cabinet with large drawers below, teak
- Telephone outlet
- TV, 26" LCD flat-screen
- Wallpaper, vinyl type 2 for easy cleaning durability

GUEST STATEROOM (FORWARD)

- Air conditioning with reverse cycle heat with temperature control
- Bedspread – quilted, designer style
- Carpeting
- Hanging locker, teak with maple-lined and spacious
- Lights, overhead Xenon lights with dimmer and decorative rope lighting underneath bed platform and behind valances
- Majilite headliner, natural color, 1/8" foam & tricot backing
- Pillow shams (2)
- Queen-size walk-around bed with orthopedic foam mattress and lift up top with gas pistons and storage underneath
- Reading lights with separate switches
- Sheets, (1 set), fitted cotton fabric
- Stereo speakers recessed tied into salon stereo with remote control
- Storage cabinets, port and starboard sides of bed, teak
- Storage drawers under bed, (2) large drawers
- Teak shelf
- TV, 19" LCD flat screen
- Wallpaper, vinyl type 2 for easy cleaning durability

GUEST STATEROOM (STARBOARD)

- Air conditioning with reverse cycle heat with temperature control
- Bedspread – quilted, designer style
- Carpeting
- Hanging locker, maple-lined and spacious
- Lighting, overhead Xenon lights
- Majilite headliner, natural color, 1/8" foam & tricot backing
- Pillow shams, (2)



60' Convertible

Notations:

- Batteries, (2) independent 24V banks mounted in fiberglass storage boxes, maintenance free
- Battery chargers, (2) with thermal cutoff and switching system for complete integration
- Battery distribution panel with battery cutoff and charging system breakers
- Battery parallel system for main engines and generator start
- Bonded electrical system with ground plate
- Color-coded, labeled and numbered wiring system with corresponding drawings
- Dimmers, AC interior lighting throughout excluding the companionway
- Emergency DC crossover charging system-allowing for battery charging from either charger
- Engine room recessed lights, AC and DC with switch at engine room entrance
- Generator, Diesel – Onan 21.5 KW E-QD (electronic quiet diesel) Series, userfriendly with electronic governing allowing voltage and electronic frequency control (R)
- Glendinning cablemaster (1) with 3 wire grounded chord and (1) fixed inlet
- Individual switching for shore (1), shore (2) or generator supply located at main salon panel
- Instrument panel lights for flybridge and main electric panel
- Lighting, overhead Xenon lights recessed in ceiling and rope type décor lights concealed by upholstered valances, 120V AC and 24V DC
- Master electrical control provided via Moritz Octoplex Power Distribution System utilizing a redundant Can Bus control for AC/DC remote breaker electrical systems. Complete system control and monitoring provided by 2 integrated touch screen controls-(1) located at salon main panel and (1) at the flybridge helm
- Receptacles, 120V duplex with GFCI throughout
- SSB radio ground strap laminated deck house and hull
- Voltage stabilizer isolation transformers for more consistent, cleaner voltage

FLYING BRIDGE OPEN (STANDARD)

- Bridge installed without exposed fasteners
- Center console walkaround helm with electronic stowage in a raised pod with additional stowage below
- Connection lug for single side band grounding
- Custom helm pod with single lever electronic controls with emergency stops
- Custom stainless steel steering wheel for helm pod
- Depth finder/sea temperature gauge, Furuno RD-30
- Electronics box lids drilled and tapped for gas pistons instead of thru bolts
- Electronic trolling valve controls
- Extended overhang for extra room to move behind helm and companion seats with anodized aluminum aft railing
- Fasteners, flybridge installation - no visible installation hardware
- Fire system control with automatic and manual discharge and override system located at console
- Fresh water outlet forward locker
- Fuel gauge located in cabinet at console
- Handrails, powder-coated aluminum effectively positioned above ladder to bridge and at helm

- Ladder to flybridge, one-piece, anodized aluminum with nonskid treads
- Laminated aluminum mounting plate in-deck for fighting chair or table
- Lazarette hatch with access to steering, trim tabs and drain pumps
- Lighting, recessed LED lights in flybridge overhang
- Molded nonskid deck
- Observation mezzanine with starboard aft facing lounge seating with Sunbrella covered cushions, hinged seat with large bait freezer underneath, tackle cabinet to port with pull-out drawers, storage or cooler port side
- Recessed in-deck fish box and storage, port and starboard side, insulated and removable with pump out and drain plate with large holes for easy pump out and cleaning
- Recessed refrigerated chill box undermounted in salon step for direct access from cockpit
- Rod holders, Rupp (4) flush-mounted
- Rounded cockpit coaming for comfort
- Sea water wash down with pump in engine room and supply at cabinet under forward gunwale
- Self bailing cockpit with large scuppers
- Stainless steel cleats and recessed hawse pipes
- Stainless steel gas springs on all hatches and lids
- Stereo speakers powered from salon stereo with remote control
- Straps with padding to secure transom door and gate while open
- Transom swim steps at transom door
- Walk-through transom door with lift gate
- Y-valve for fresh and saltwater washdowns

SALON

- Air conditioning with reverse cycle heat that circulates from concealed registers behind the valances to maximize comfort while minimizing noise and drafts – individual temperature control
- Blinds for desired natural lighting and additional privacy
- Carpeting, wall-to-wall with lead lined padding for sound absorption
- Cocktail table, teak with high-gloss finish - hi-lo
- Custom Amtico flooring at salon door entrance
- Fixed, frameless side windows with tinted, tempered glass for style, natural lighting, and privacy
- Home theater system with 40" LCD HD TV fwd of dinette and Bose Lifestyle 18 DVD/CD/FM stereo system
- Ice maker, clear ice type concealed in teak cabinetry behind door
- Lambrequins-Teak frame with fabric upholstery
- Lighting, overhead Xenon lights with dimmer recessed in headliner and indirect decorative rope lighting behind valances, 120V AC and 24V DC
- L-shaped lounge with storage underneath
- Main electrical service panel, AC/DC, with Moritz Octoplex display and power supply switches
- Majilite headliner, natural color, 1/8" foam & tricot backing

- Reading lights, recessed in headliner with separate switches
- Sheets, (1 set), fitted cotton fabric
- Side by side twin berths with lift-up outboard bunk top for storage underneath - Mattresses, orthopedic foam (Z)
- Stereo speakers recessed tied into salon stereo with remote control
- Storage drawers located under hanging locker
- Wallpaper, vinyl type 2 for easy cleaning durability

MASTER AND GUEST HEADS

- Air conditioning/heat with vent in soffit
- Custom Amtico floor
- Exhaust fan with vent in soffit
- Lights, overhead Xenon lights recessed in soffit and in ceiling
- Linen storage
- Lower vanity with curved teak face
- Medicine cabinet with mirrored doors
- Mirror wall around upper vanity
- One-piece custom frameless shower door in master head
- One-piece molded bone Corian countertop with rounded edges, bone sink and Grohe satin nickel faucet
- Receptacle, 120V with GFCI
- Sealand Magnum Opus vacuum flush toilets
- Shower light
- Stall shower, fiberglass with satin nickel shower fixtures and with drain to automatic sump pump in bilge
- Storage cabinet with shelves and mirrored door in master head
- Towel bar and ring – satin nickel

MISCELLANEOUS

- Anchor – constructed with a high-tensile, corrosion resistant aluminum magnesium alloy
- Anchor locker with access from foredeck
- Anchor rode
- Awlgrip bilge areas with access hatches, snow white and lighted using magnetic switches for easier maintenance and cleaning
- Bow pulpit, molded fiberglass with nonskid and stainless steel anchor chute
- Bow rail, anodized aluminum, brushed finish
- Fire extinguishers (5)
- Fresh water wash down in anchor locker
- Mooring lines, three strand, nylon (6)
- Recessed covers on transom to protect trim tab covers
- Ships bell
- Side mounted grabrails, powder-coated aluminum that follow the window line
- Stainless steel bow, spring and stern cleats thru-bolted to aluminum backing plates
- Water delivery kit with tool set (N)
- Wrapped hatch carpet installation
- Zinc on transom



60' Convertible

NOTES:

This specification sheet is subject to change.

- A** The right is reserved to make changes, without notice, at any time, in equipment, materials, prices and specifications. Line drawings and photos may show some optional equipment.
- B** Capacities of tanks are estimates and usable volume will vary depending upon conditions.
- C** These prices apply only if order is placed prior to boat going into production. Prices are for standard installation only. Custom work is extra cost.
- D** Weight shown is calculated with standard fuel and water tanks full.
- E** Prices available through Dealer.
- H** Includes credit for standard.
- J** Must be ordered 90 days prior to start date.
- K** Requires F/B hardtop.
- N** Includes life jackets (6 adult), life ring (21"), flare kit, fenders: 10" (2), engine oil, deck mop, deck brush, bucket, hose, nozzle, fuel filters: engines and generator, raw water pump impeller for main engine (1), boat soap (1 qt.) and bilge cleaner (1 qt.)
- R** Generator is not intended to supply power for all standard and optional accessories. Load must be limited to generator output rating.
- S** In order to offer the full range of decor, selections are required with initial order.
- V** Includes 24V lighting and cockpit flood lighting.
- X** Measured with largest engines available, standard fuel, and water.
- Z** Available in 3 stateroom layout only.

OPTIONAL EQUIPMENT (A) (C) (S)

STANDARD POWER: MAN V12 1550CRM:1550MHP

SATIN INTERIOR FINISH THROUGHOUT N/C

*Standard finish will be high-gloss, teak (J)

FOUR STATEROOM LAYOUT 14,500

COCKPIT

Additional Cablemaster on port side	4,405
Livewell in cockpit sole	1,850
Outriggers, Rupp w/spreaders	8,830
Swim platform & ladder	6,965
Transom custom lettering	POR
Transom std lettering	1,075
Transom fish box molded-in	3,800

DECK/EXTERIOR

Bow pulpit removal	3,335
Bow thruster DC	20,255
Custom hull color	12,800
Davit, (1,600 lbs.) w/hydraulic lift	30,670
Davit, (1,600 lbs.) w/hydraulic lift & rotation	36,785
Fender racks 10"	1,045
Salon forward window mask	13,450
Windlass, Lewmar V4 SS w/50' chain, 250' rope	8,210

DECOR (S)

Custom decor (H)	POR
Decor mini accessory kit	9,010
Decor maxi accessory kit	15,050
Granite surfaces in heads (J)	POR
Luxury edition open	
3 stateroom (H)	9,465
4 stateroom (H)	9,465
Luxury edition enclosed	
3 stateroom (H)	16,315
4 stateroom (H)	18,515
Premier edition open	
3 stateroom (H)	15,750
4 stateroom (H)	17,750
Premier edition enclosed	
3 stateroom (H)	20,225
4 stateroom (H)	22,225
Mirror ceiling in heads each	2,935
Sofa, upgraded style	POR
Wallcovering, custom (J)	POR

ENCLOSED FLYING BRIDGE 82,450

Center rigger	1,070
Radar mast - single (K)	10,440
Radar mast - dual (K)	13,670
Spiral staircase	19,900
TV 19" color, flat screen	1,600

OPEN FLYING BRIDGE

4 Sided enclosure (K)	13,430
(6) Rod rocket launcher (K)	1,100
Air conditioning	15,850
Center Rigger (K)	1,070
Costa Clear upgrade for enclosure (K)	POR
Hardtop with molded in quartz lights (V)	33,965
Lights, Remote spotlight (K)	1,935

GALLEY

Dishwasher (n/a with trash compactor or additional refrigerator)	1,145
Trash compactor (n/a with dishwasher or refrigerator)	1,260
Undercounter refrigerator (additional) (n/a with dishwasher or trash compactor)	4,775

SALON

Carpet runner full	2,045
Carpet runner partial	915
Carpet runner - companionway and steps	1,200
Upgraded BOSE LS48 entertainment system	3,190

MASTER STATEROOM

Electronic safe under bed	2,600
Stereo/CD player (12V)	860

GUEST STATEROOM - FWD

Crossover stateroom arrangement w/upper credenza (Z)	6,425
Stereo/CD player, (12V)	860
Telephone (additional outlet) each	365

GUEST STATEROOM - STBD

Stereo/CD player (12V)	860
Telephone (additional outlet) each	365
Television (additional outlet) each	485
TV, 19" color LCD flat screen	1,600

DELIVERY

Fuel & freight (E)	POR
Propellers, 5 blade (spare with removal/installation tool)	31,600

ENGINE ROOM

Eskimo ice machine	14,250 NET
Fuel tank additional 300 gallons	6,145
Generator, additional 21.5 KW w/ gas/water separator	25,930
Water maker, 1,400 GPD w/auto backflush and flybridge control panel	18,920

OPTIONAL POWER:

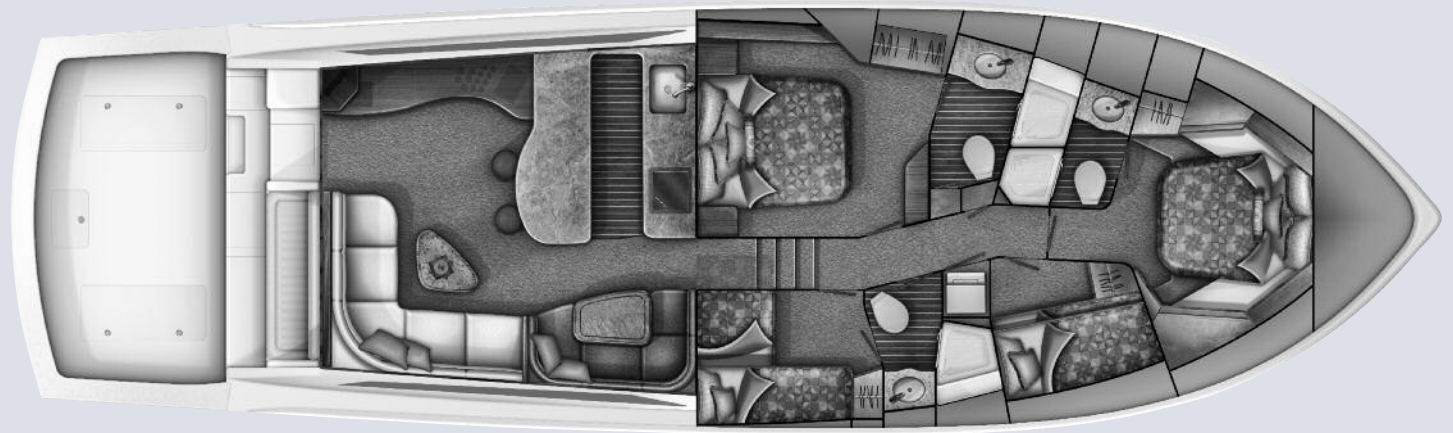
CAT C-32A:1825MHP	POR
CAT C-32A:1925MHP	POR
MAN V12 1800CRM: 1800MHP	POR



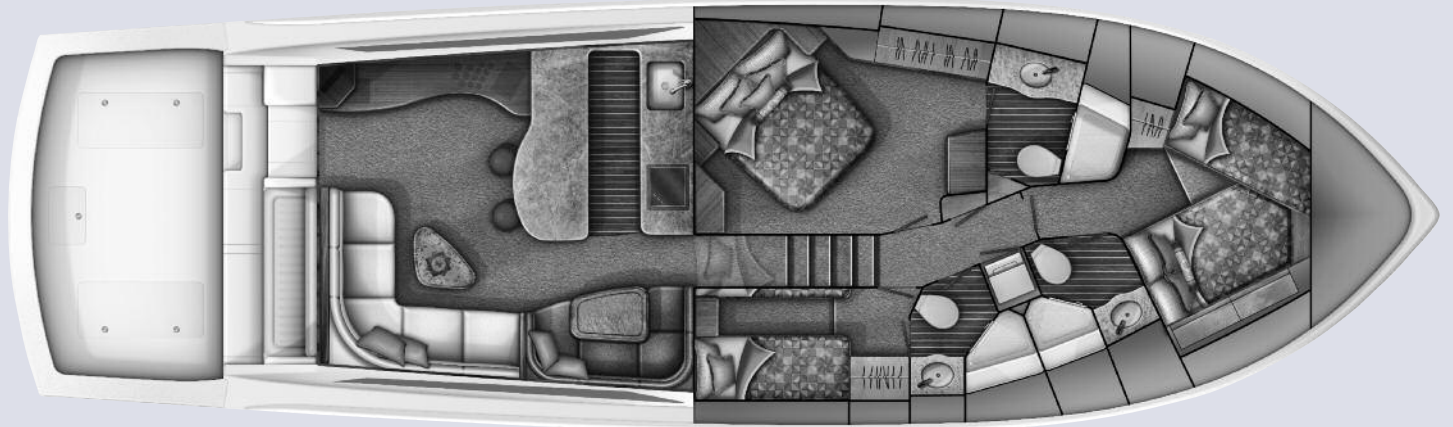
60' Convertible

VIKING YACHTS ONE YEAR LIMITED WARRANTY

Viking provides a 12 month limited warranty to the original purchaser. Certain restrictions apply. Ask your dealer for a copy.



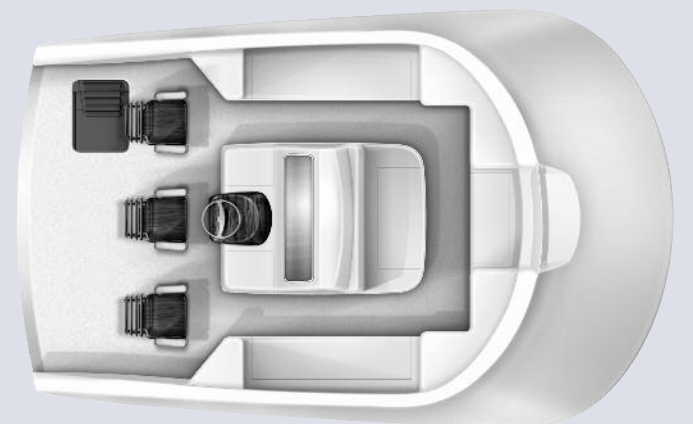
4 Stateroom



3 Stateroom with Optional Crossover Berths Forward



Enclosed Bridge



Open Bridge

Route 9 "On the Bass River"
P.O. Box 308
New Gretna, NJ 08224

(609) 296-6000
(609) 296-3956 Fax

www.VikingYachts.com